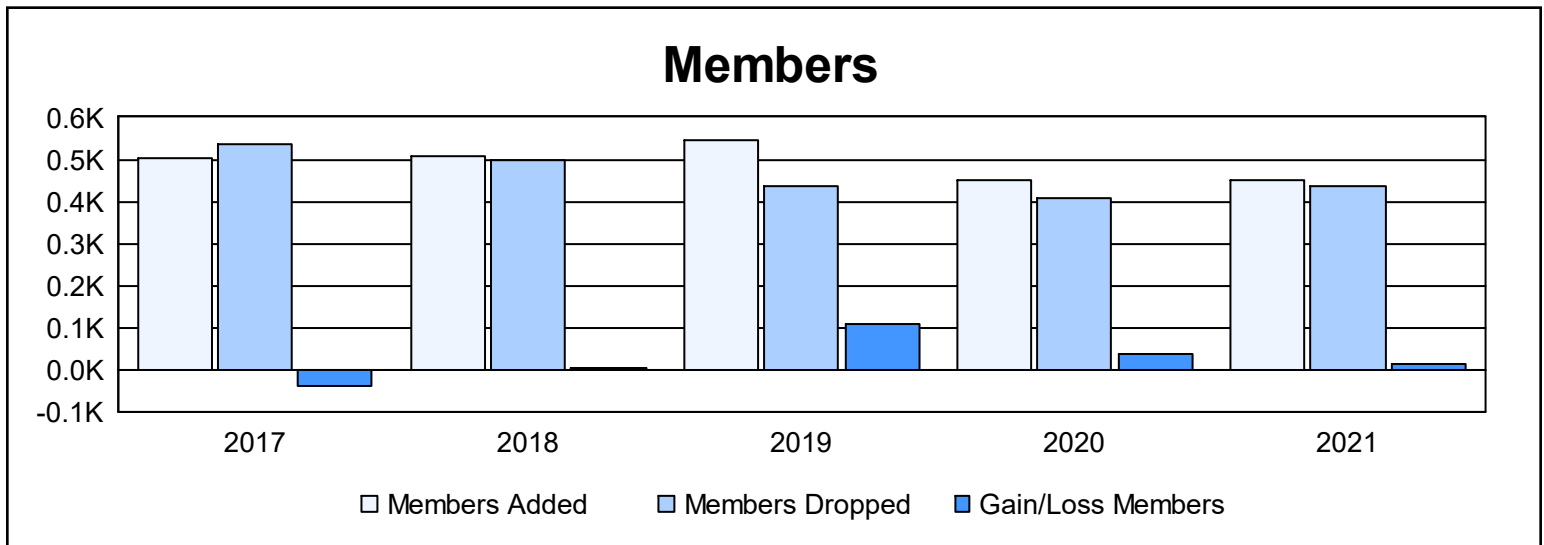
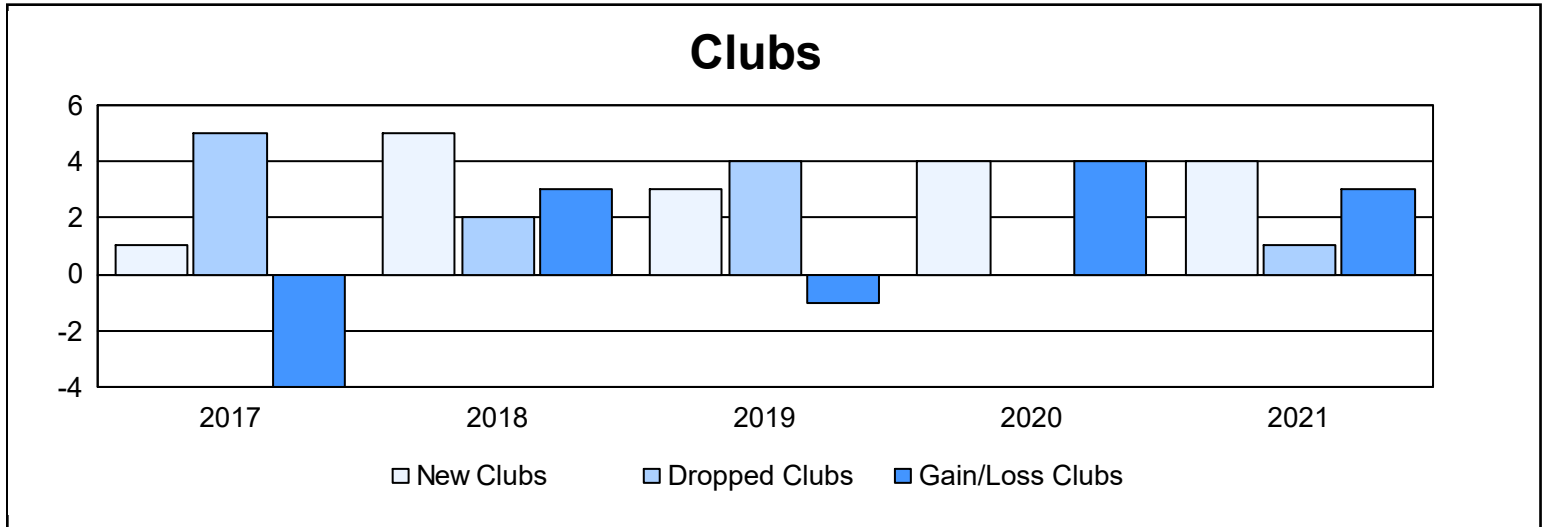
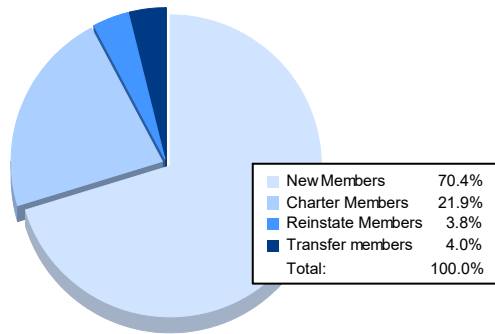


Year	New Clubs	Dropped Clubs	Gain/ Loss Clubs	New Members	Charter Members	Reinstate Members	Transfer Members	Total Member Added	Total Members Dropped	Gain/ Loss Members
2016-2017	1	5	-4	382	25	69	25	501	538	-37
2017-2018	5	2	3	297	150	37	21	505	500	5
2018-2019	3	4	-1	392	84	46	22	544	435	109
2019-2020	4	0	4	318	99	13	18	448	409	39
2020-2021	4	1	3	318	99	17	18	452	437	15
<b>Average</b>	<b>3</b>	<b>2</b>	<b>1</b>	<b>341</b>	<b>91</b>	<b>36</b>	<b>21</b>	<b>490</b>	<b>464</b>	<b>26</b>



### Membership Composition June 2021 Cumulative



### Gender Composition June 2021 Cumulative

